

The U.S. Post-Acute Care (PAC) Market: Size, Trends & Forecasts (2019-2023)

February 2019



The U.S. Post-Acute Care Market: Coverage

Executive Summary and Scope

Introduction/Market Overview

Market Analysis

Dynamics

Competitive Landscape

Company Profiles

The U.S. Post-Acute Care Market: Coverage

Scope of the Report

Attributes	Details
Title	The U.S. Post-Acute Care (PAC) Market: Size, Trends & Forecasts (2019-2023)
Coverage	The U.S.
Market Influencing Variables	Growth Drivers, Challenges, Market Trends
Forecast Period of Market	2019-2023
Competition in the Market	Majority of market share is captured by major players such as Kindred, LHC Group, etc.
Key Players	Kindred Healthcare, Inc., Amedisys Inc., LHC Group Inc., and Genesis Healthcare Inc.

The U.S. Post-Acute Care Market

Executive Summary

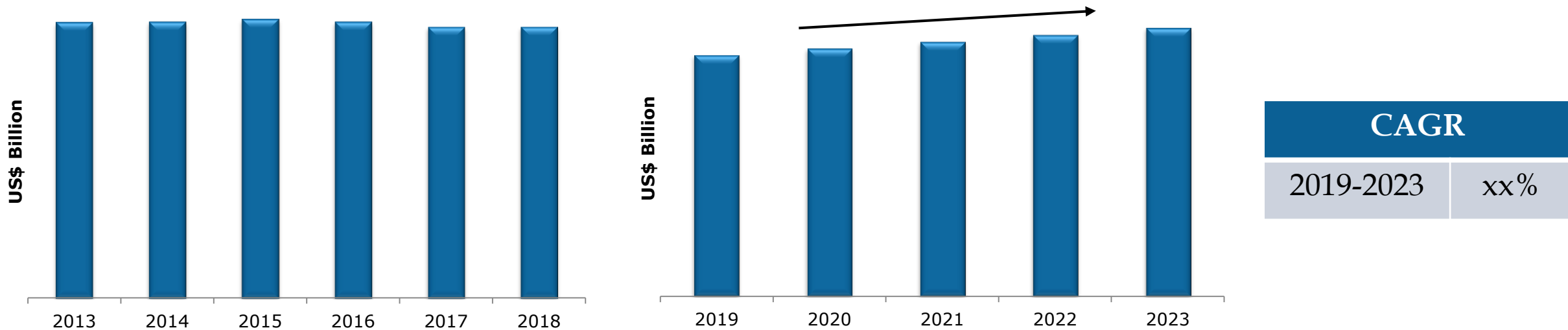
Post-acute care is a continuum of facilities that accompanied the care delivered by an acute care hospital after major illness or injury. Post-acute care services are required by those patients who are no longer in life-threatening condition, but still demand quality care and services for a speedy recovery. Such patients are usually settled to post-acute care settings such as home health & hospice centers, skilled nursing facilities (SNFs), inpatient rehabilitation facilities (IRFs), and long-term acute care hospitals (LTACs). Maximum number of modern hospitals and health care systems in the U.S. include wide number of services that fall into the category of post-acute care. The main purpose of post-acute care services is to improve the overall condition of the patients and enabled them to return to their daily activities that the patient participated in before illness or injury.

In the U.S., large numbers of patients are covered under Medicaid and Medicare insurance health programs. Nearly 40% of beneficiaries who are covered under Medicare program have discharged from an acute care hospital to post-acute care settings such as skilled nursing facilities (SNFs) or home health. These settings provide important rehabilitation services but there are certain criteria to guide decision about where beneficiaries should be treated and how much care they should receive.

The U.S. post-acute care market has experienced fluctuating trends over the past few years; but anticipations are made that the market would grow over the forecasted period i.e. 2019 to 2023. Growth in the market will be primarily driven by greying U.S. population, increasing number of patients suffering from more than one chronic conditions, rising Medicare spending on post-acute care, integration of CMMI in payment models, technological advancements etc.

Post-Acute Care Market: The U.S. Analysis

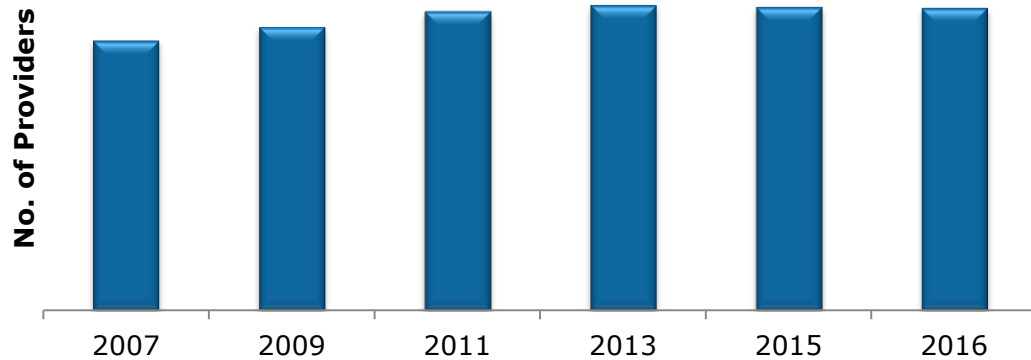
The U.S. Post-Acute Care Market by Spending



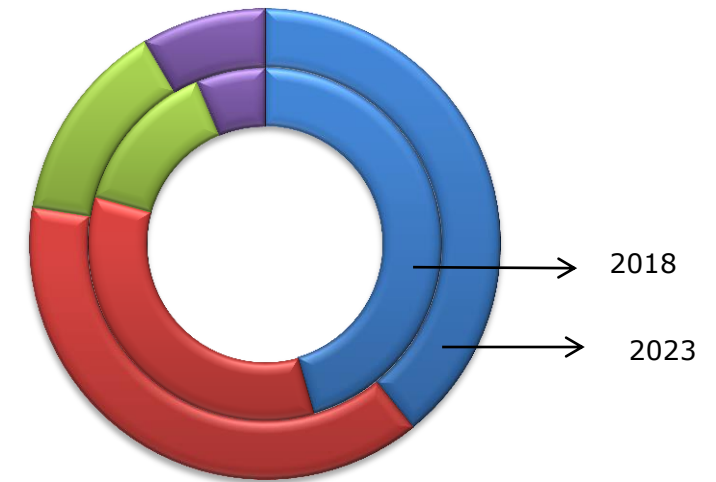
The U.S. post-acute care market in terms of spending was US\$..... billion in 2013, which declined to US\$.... billion in 2018. The U.S. post-acute care market is projected to reach US\$.....billion by the end of 2023 from US\$.....billion in 2019 at a CAGR of% over the same years.

Post-Acute Care Market: The U.S. Analysis

The U.S. Post-Acute Care Market by Number of Providers; 2007-2016



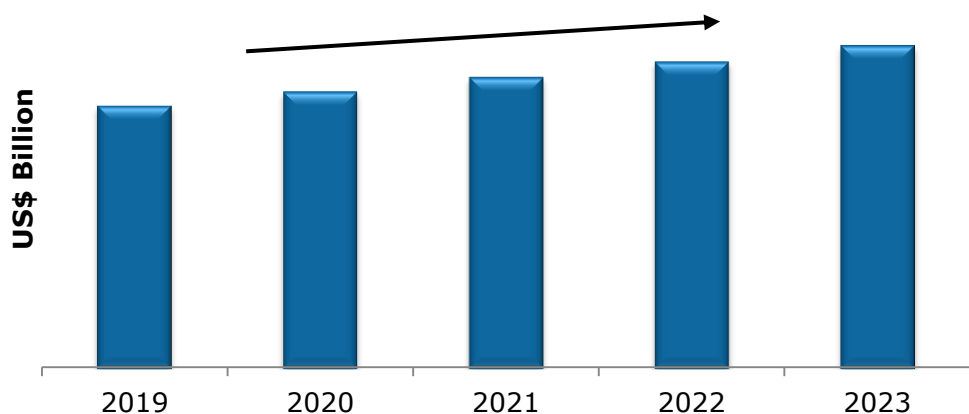
The U.S. Post-Acute Care Market by Segments; 2018 & 2023



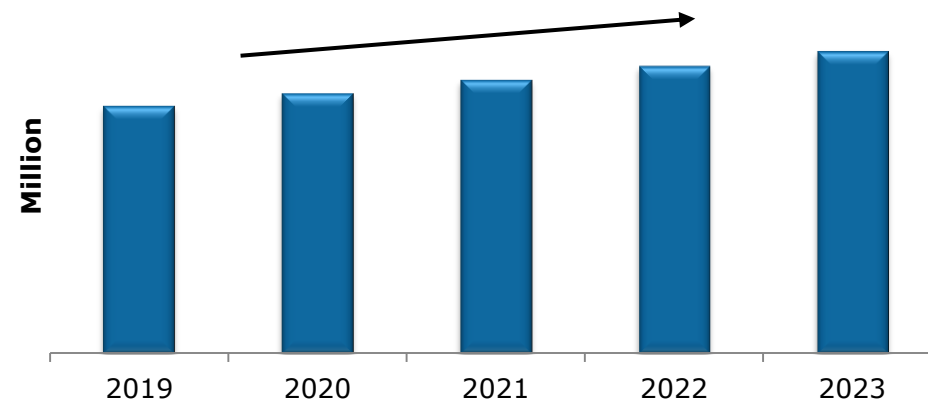
Segments	Share (2018)
Skilled Nursing Facilities (SNFs)	xx%
Home Health (HH)	xx%
Inpatient Rehabilitation Facilities (IRFs)	xx%
Long-Term Acute Care Hospitals (LTACs)	xx%

Home Health (PAC) Segment: The U.S. Analysis

**The U.S. Home Health (PAC) Market by Spending;
2019-2023E (US\$ Billion)**



**The U.S. Home Health (PAC) Market by Number of
Users; 2019-2023E (Million)**

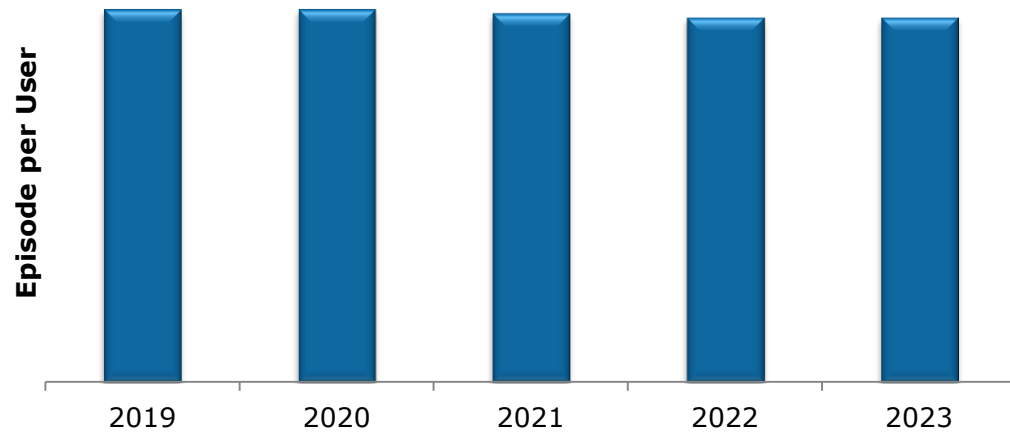


CAGR (2019-2023)

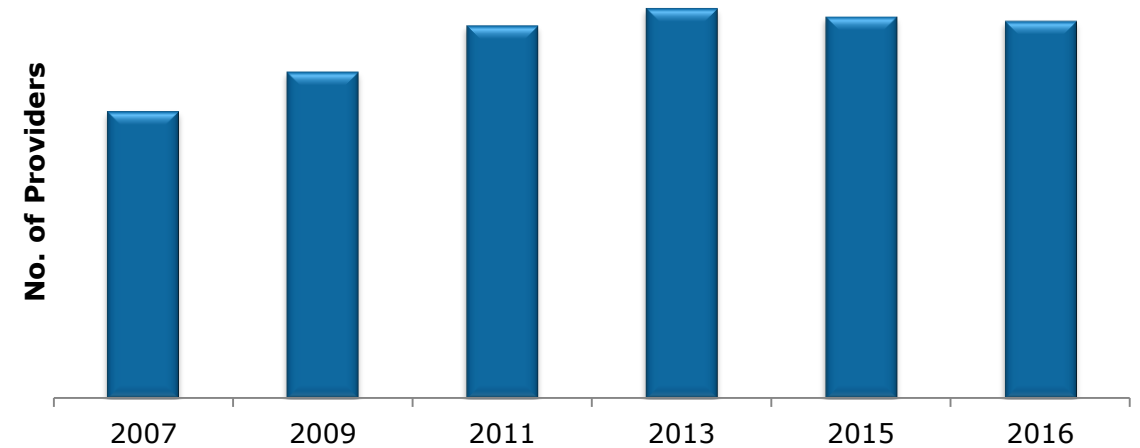
The U.S. Home Health (PAC) Market by Spending	xx%
The U.S. Home Health (PAC) Market by Number of Users	xx%

Home Health (PAC) Segment: The U.S. Analysis

The U.S. Home Health (PAC) Market by Episode per User; 2019-2023E

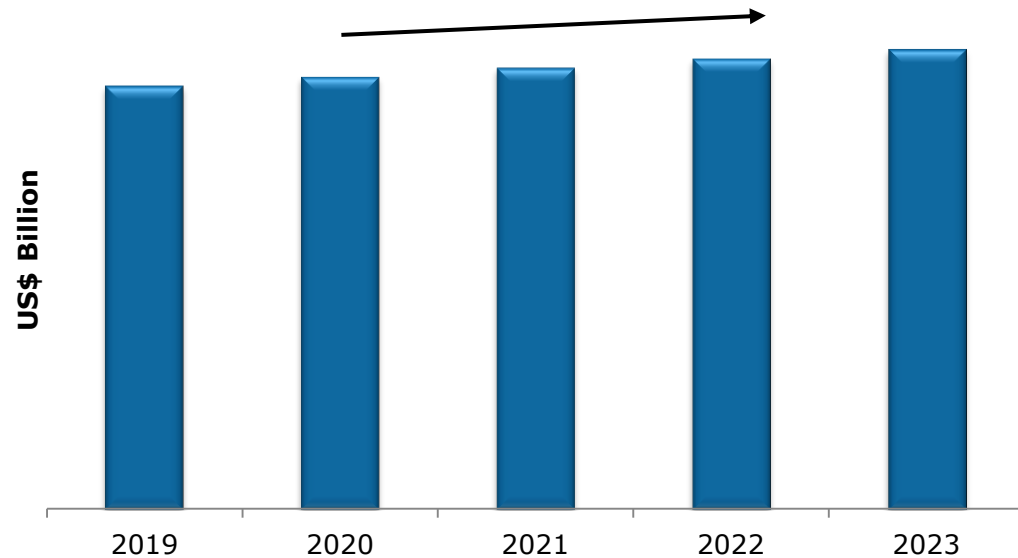


The U.S. Home Health (PAC) Market by Number of Providers; 2007-2016

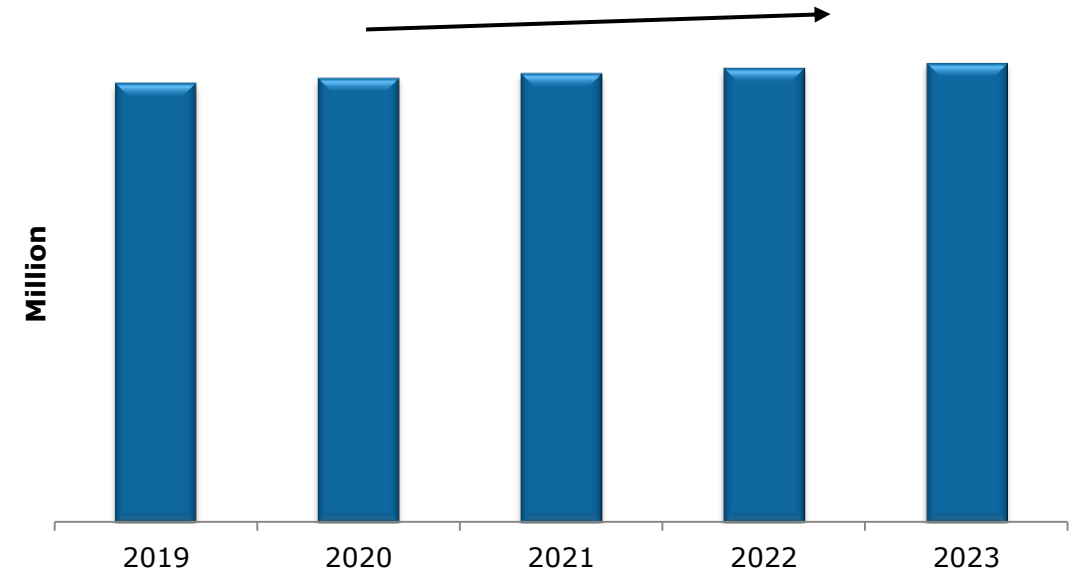


Inpatient Rehabilitation Facilities (PAC) Segment: The U.S. Analysis

**The U.S. Inpatient Rehabilitation Facilities (PAC)
Market by Spending; 2019-2023E (US\$ Billion)**

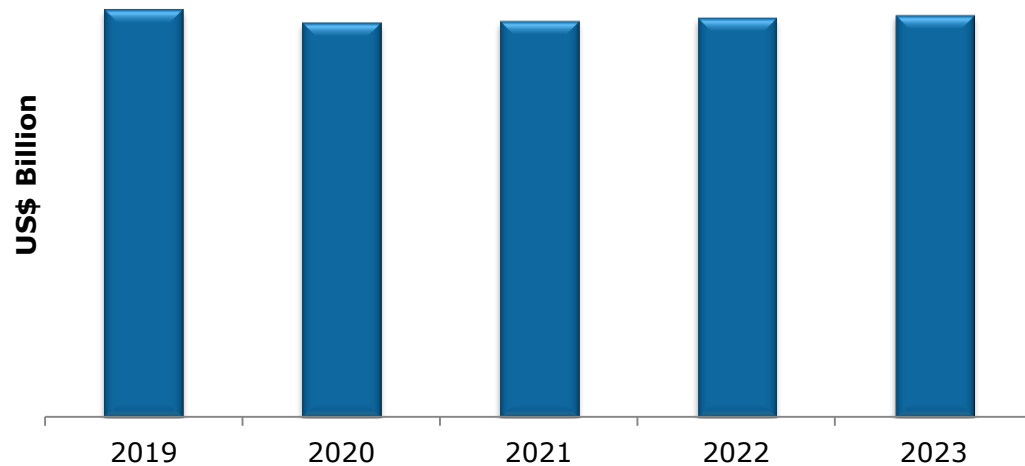


**The U.S. Inpatient Rehabilitation Facilities (PAC)
Market by Users; 2019-2023E (Million)**

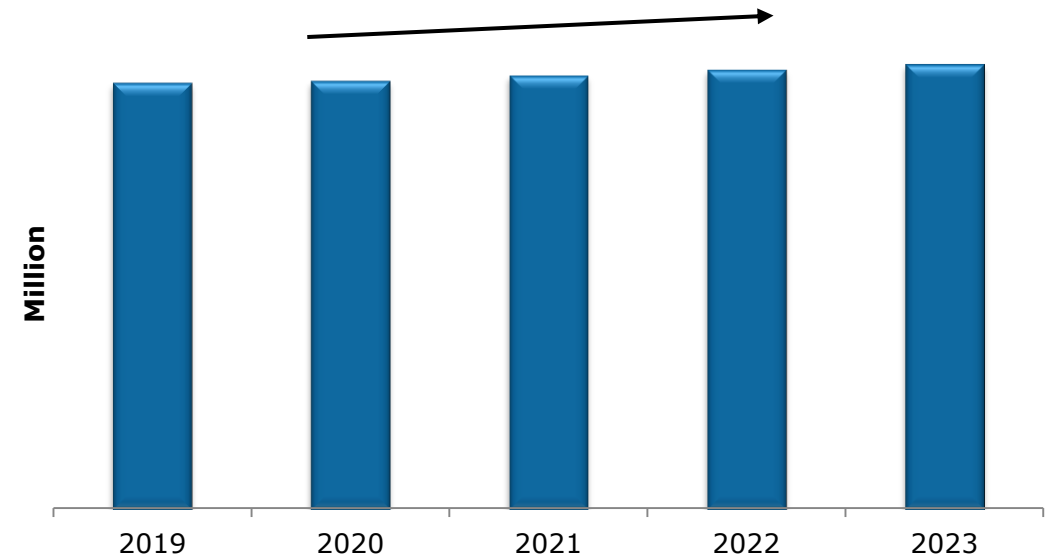


Skilled Nursing Facilities (PAC) Segment: The U.S. Analysis

The U.S. Skilled Nursing Facilities (PAC) Market by Spending; 2019-2023E (US\$ Billion)

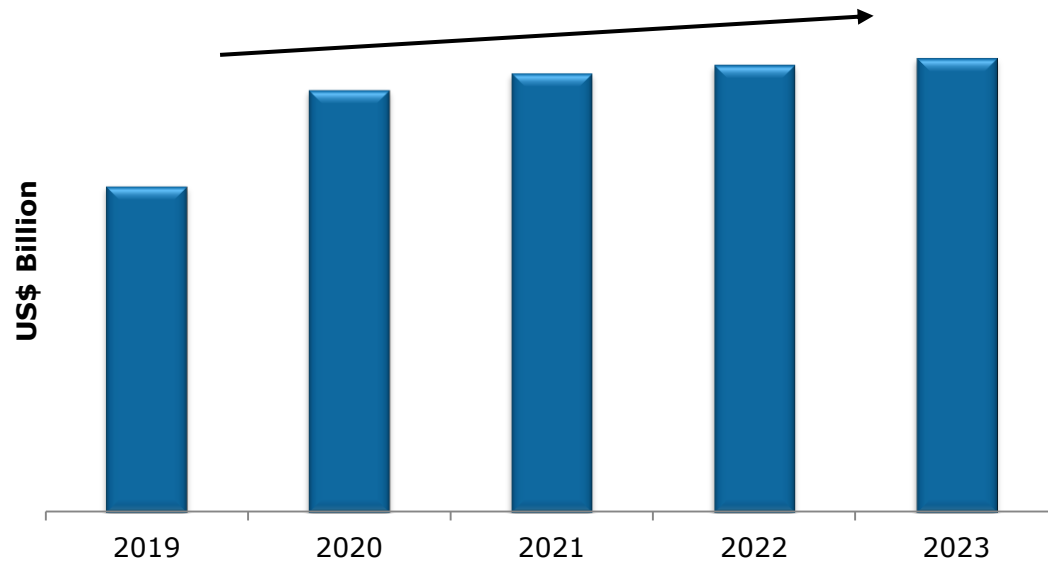


The U.S. Skilled Nursing Facilities (PAC) Market by Users; 2019-2023E (Million)

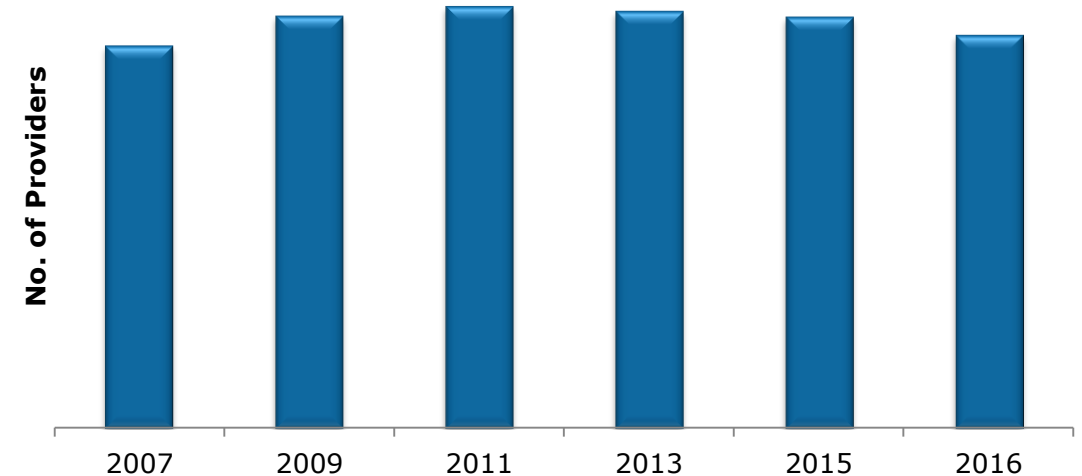


Long-Term Acute Care (PAC) Segment: The U.S. Analysis

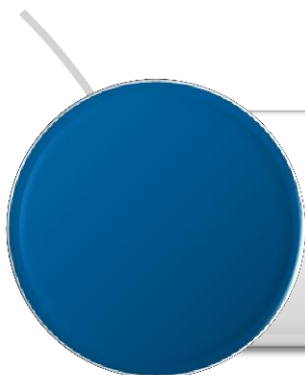
The U.S. Long-Term Acute Care (PAC) Market by Spending; 2019-2023E (US\$ Billion)



The U.S. Long-Term Acute Care (PAC) Market by Number of Providers; 2007-2016




Post-Acute Care Market: Dynamics



Growth Drivers & Trends

- Integration of CMMI in Payment Models
- Introduction of Home Health Review Choice Demonstration

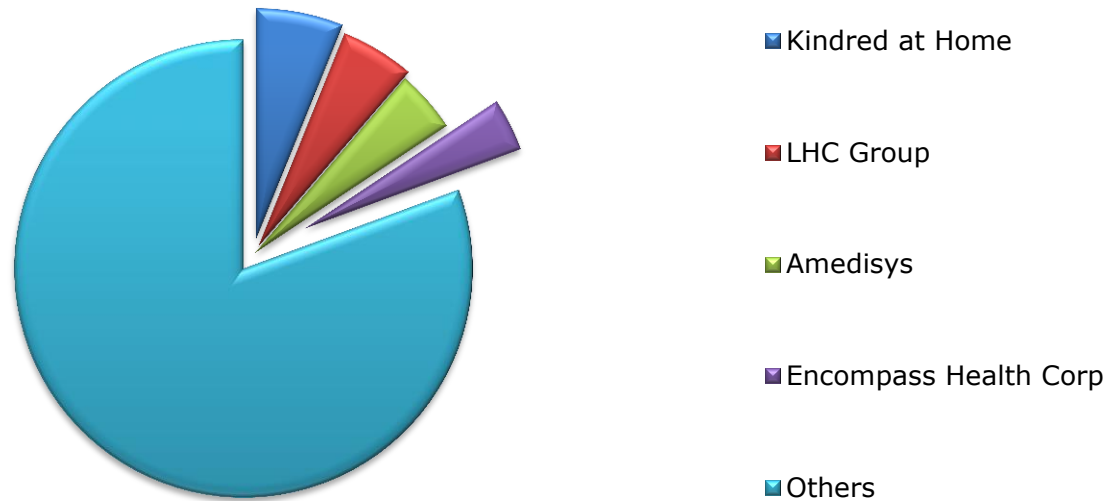


Challenges

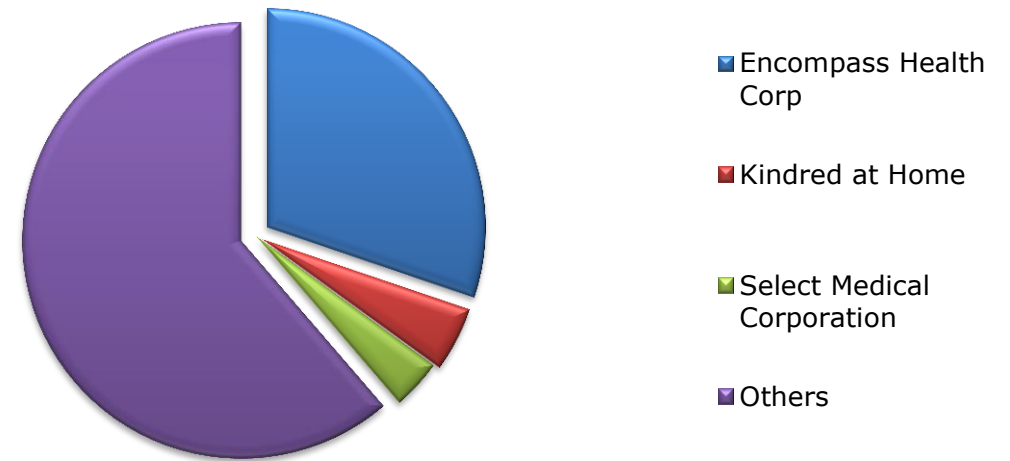
- Problems with Current Medicare PAC Payment Structure
- Stringent Government Regulations (The Impact Act)

Post-Acute Care Market: Competitive Landscape

The U.S. Home Health (PAC) Market by Players; 2016

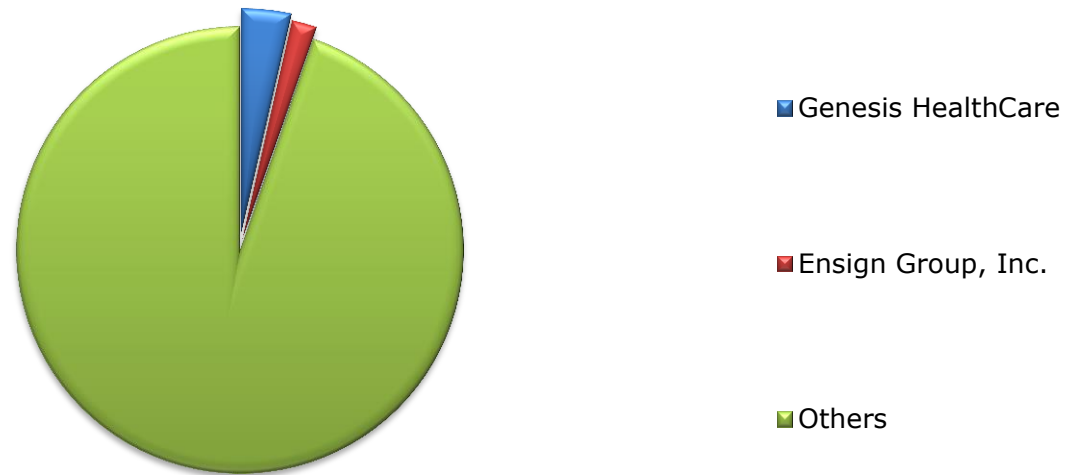


The U.S. Inpatient Rehabilitation Facilities (PAC) Market by Players; 2016



Post-Acute Care Market: Competitive Landscape

The U.S. Skilled Nursing Facilities (PAC) Market by Players; 2016



The U.S. Long-Term Acute Care (PAC) Market by Players; 2016

